

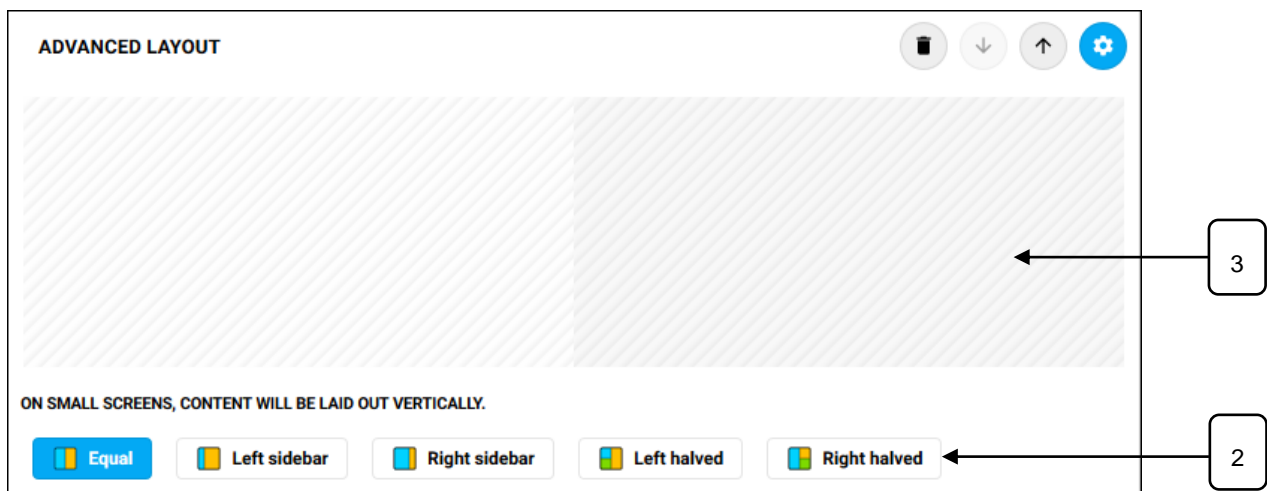
QCU101.20 - Creator modules: structure category


Structural modules provide 'containers' where other modules can be placed.

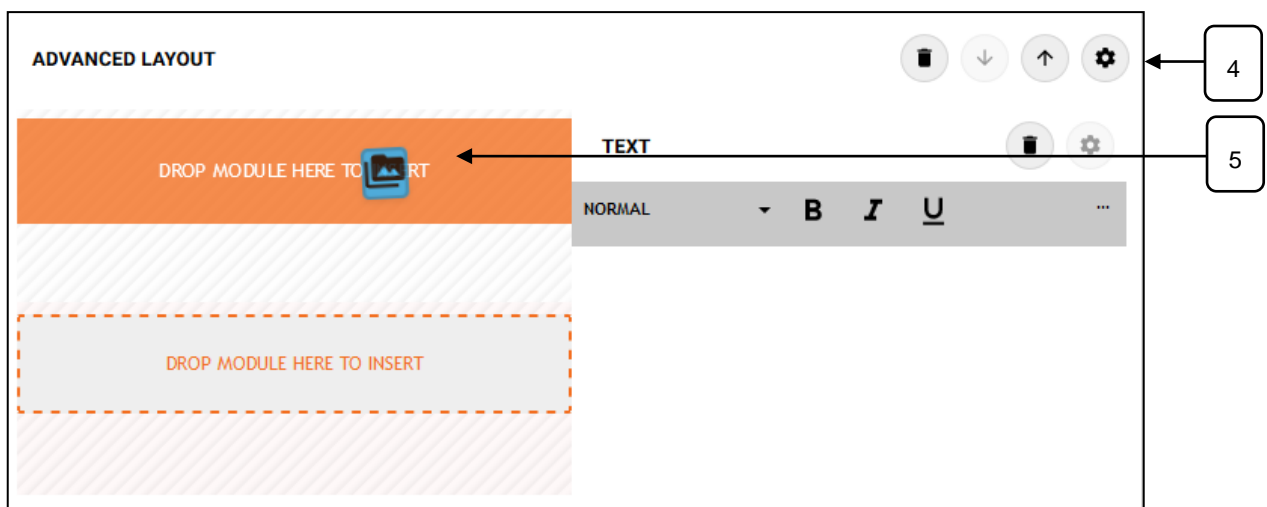
Advanced layout


The **Advanced layout** module provides containers that allow multiple modules to be placed on the canvas in a group layout. This is useful to display text and images side by side.

1. Drag the **Advanced layout** module onto the canvas.
2. Click the required layout.
3. The containers will show as grey hashed lines, with a darker and lighter sections indicating the separate containers.



4. Click the **Open module configuration**  button.
5. Drag other modules into the containers.



 **NOTE:** Where the screen space on the device displaying the content is too small, the content will wrap below providing a better viewing experience.



Related Quick guides

- [QCU101.19 – Creator modules: general category](#)
- [QCU101.21 – Creator modules: media category](#)
- [QCU101.22 – Creator modules: engagement category](#)
- [QCU101.23 – Creator modules: programme category](#)